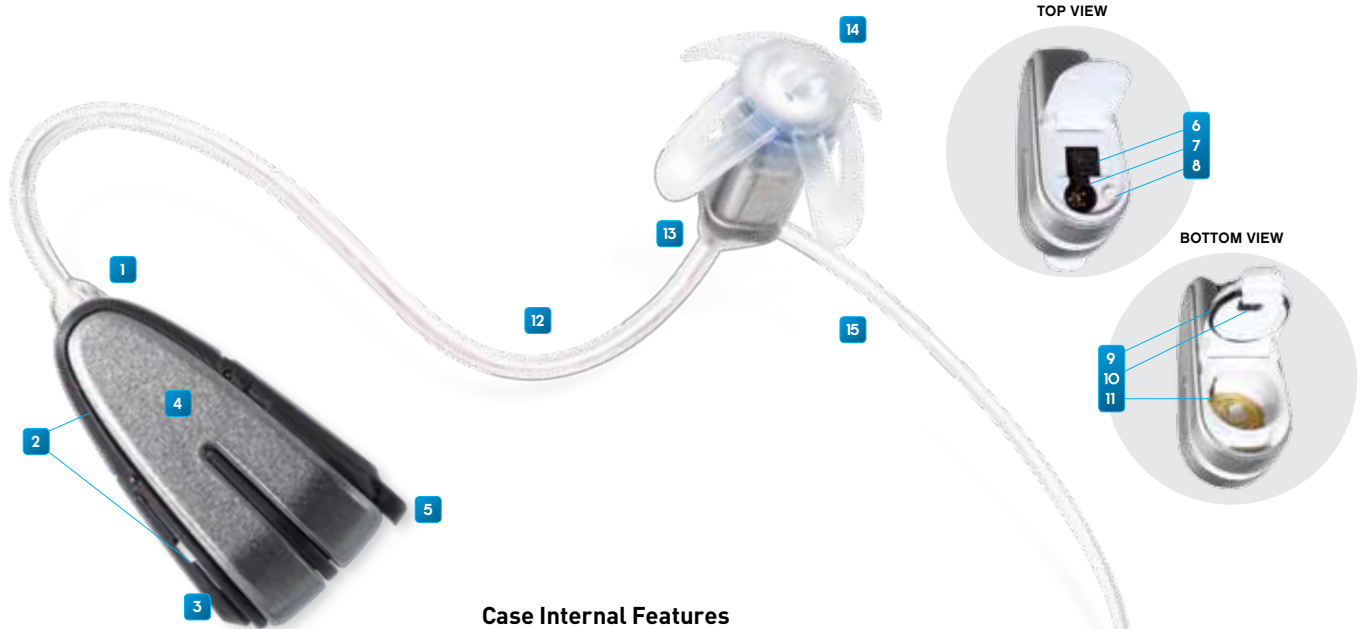


# Touch™ Quick Reference

Touch distills the purest technology into a tiny mechanical wonder. This tiny instrument is an industry breakthrough in design, sound processing, reliability, and style. No other receiver-in-the-canal

device is as small—or as robust as Sonic Touch. You've never heard, or seen, anything quite like it. With Sonic Touch, you can put your patients in touch again with a world of vibrant sound.



## Product Case Features

- 1 RECEIVER UNIT**
  - No tools needed to connect or disconnect the Receiver Unit – simply snap it into place
- 2 COVERED MICROPHONES**
  - Dual microphone design allows for sophisticated, patented directional features
  - Optimally positioned to maintain a horizontal plane when worn, providing exceptional directional performance
- 3 INTEGRATED MEMORY SWITCH**
  - Large, easy-to-locate target
  - Hides and protects programming port and second microphone
- 4 INTERCHANGEABLE COLOR CLIP**
  - Use one of 15 different color clips on any of the five base colors
  - Simple 30-second in-office procedure to change clip color
- 5 BATTERY DOOR**
  - Unique design provides easy access to the battery compartment

## Case Internal Features

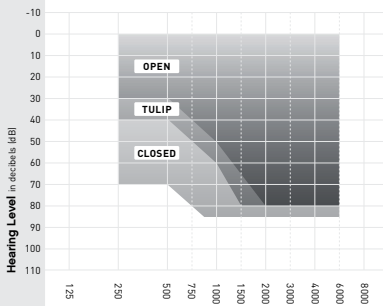
- 6 MICROPHONE WITH GORE MEMBRANE PROTECTION**
  - Advanced GORE™ membrane protects microphone from debris and moisture
- 7 PROGRAMMING PORT**
  - EXPRESSfit Fitting System programming cable easily connects directly to programming port
- 8 MEMORY SWITCH**
  - Small switch is activated by large, integrated memory switch cover
  - Provides access for up to four fully-configurable listening programs
- 9 O-RING MOISTURE BARRIER**
  - Creates a tight seal that prevents moisture from entering the battery compartment
- 10 GORE MEMBRANE**
  - Vented battery door allows air to flow to zinc-air battery, while GORE membrane seals vent from moisture
- 11 BATTERY COMPARTMENT**
  - Design minimizes case size while providing enhanced moisture protection
  - Integrated On/Off switch

## Receiver Features

- 12 MOLDABLE WIRE RECEIVER**
  - Allows for minor shaping and contouring
- 13 RECEIVER UNIT AND WAX GUARD**
  - Small but powerful Receiver Unit provides amplification for hearing losses up to 85 dB
  - Receiver Unit color-coded to indicate right or left orientation
  - Patient-replaceable wax guard protects the Receiver Unit from wax and moisture
- 14 DOME**
  - Four different domes provide incredible fitting flexibility
  - Provides an additional barrier against wax and moisture
- 15 RETENTION LOCK**
  - Fits securely in the concha to hold the Receiver Unit in place

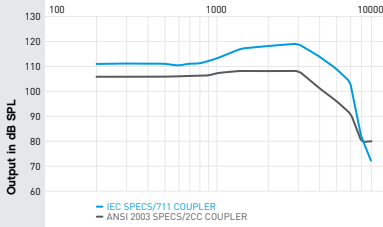
### Fitting Range

Frequency in Hertz (Hz)



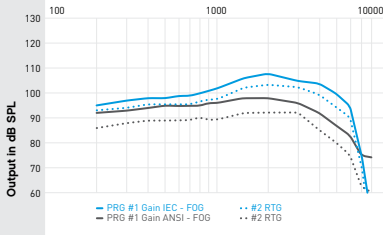
### OSPL 90

OSPL 90 Curve using program 1  
Frequency in Hertz (Hz)



### Frequency Response Curves

Frequency in Hertz (Hz)



### Ear Simulator (IEC 118-0)

Max Output OSPL90 (P1)	119 dB SPL
Max Output [OSPL90], 1600Hz (P1)	117 dB SPL
Full - On Gain (P1)	58 dB
Full - On Gain, 1600 Hz (P1)	57 dB
Reference Test Gain (P2)	42 dB
Frequency Range (P2)	200 - 6400 Hz
Total Harmonic Distortion (P2)	
> 500 Hz	0.6%
> 800 Hz	0.7%
> 1600 Hz	0.7%
Equivalent Input Noise*	23 dB SPL
Battery Current (P2)	1.10 mA
Attack Time (P2)	38 msec @ 2kHz
Recovery Time (P2)	38 msec @ 2kHz
EMC IRIL (800 - 960 MHz Peak)	< 20 dB SPL
EMC IRIL (1400 - 2000 MHz Peak)	< 40 dB SPL

### 2cc Coupler (ANSI S3.22-2003)

Max Output [OSPL90] (P1)	114 dB SPL
HFA - OSPL90 (P1)	108 dB SPL
Peak Gain (P1)	48 dB
HFA Full - On Gain (P1)	47 dB
Reference Test Gain (P2)	31 dB
Frequency Range (P2)	200 - 6400 Hz
Total Harmonic Distortion (P2)	
> 500 Hz	0.6%
> 800 Hz	0.7%
> 1600 Hz	0.7%
Equivalent Input Noise**	25 dB SPL
Battery Current (P2)	1.10 mA
Attack Time (P2)	38 msec @ 2kHz
Release Time (P2)	38 msec @ 2kHz

### Performance

Sonic Sound™ Channels	24	12	6
Fitting Handles	9	9	6
Speech Enhancement	✓	✓	✓
Best Fit Fast Fitting Rationale	✓	✓	✓

### Feedback Management

Phase Cancellation	●	●	●
User Controlled Retrain	✓	✓	✓

### Noise Management

Expansion	●	●	○
Digital Noise Reduction	●	●	●
Wind Noise Reduction	●	●	●

### Directional Technology

Fixed	●	●	○
Automatic	●	●	●
Adaptive	●	●	○
Multi-Channel Adaptive	●	●	○

### Programming Options

Automatic Program	●	●	○
Manual Programs	4	3	2
Data Logging	✓	✓	✓
Environments	12	10	8

### Audible Indicators

Voice Alerts	✓	✓	
Program Selection	✓	✓	✓
Low Battery	✓	✓	✓
Comfort Delay	✓	✓	✓

● = Superior   ● = Good   ○ = Basic   ✓ = Available



## Clip Color options

- |                |               |             |               |
|----------------|---------------|-------------|---------------|
| [01] Pure      | [02] Sterling | [03] Slate  | [04] Satin    |
| [05] Penny     | [06] Cocoa    | [07] Tuxedo | [08] Twilight |
| [09] Daredevil | [10] Blush    | [11] Tutu   | [12] Surf     |
| [13] Lucky     | [14] Citrus   | [15] Sunny  |               |



(P1) = maximum compression program / (P2) = reference test gain program. \*IEC test using an anechoic chamber with noise insulation >40dB from 20Hz to 1500Hz and >45dB above 1500Hz, and measurement microphone noise <25dB SPL over 20Hz to 20kHz. \*\*ANSI test using a typical hearing aid test system with noise isolation of 45dB at 1kHz, and measurement microphone noise <50dB SPL over 200Hz to 8kHz. EIN measured with low level expansion enabled.